

VAC-VAC *IS* BACK!



Vac-Vac™

TREATED TIMBER


BUILD WITH CONFIDENCE



...Long term protection for your
construction timbers



Doesn't your building project deserve the best protected timbers?

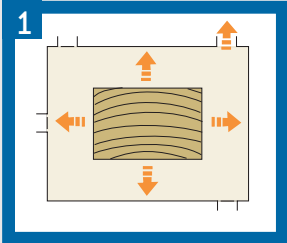


- Impregnated using proven double vacuum low pressure technology and VAC-VAC waterbased preservative, containing biodegradable fungicides.
- Effective, long term protection against fungal decay and insect attack.
- Treated timbers designed for use in internal building applications above dpc level - Use Classes 1 and 2. For example: timber frame components, trussed rafter material, general construction, roofing and flooring timbers.
- Treated timber can also be used for external timber applications above dpc level - Use Class 3 Coated. For example: joinery and cladding timbers. For these applications an appropriate and fully maintained coating must be used.
- Treatment leaves the appearance of the timber virtually unchanged. A colour additive can be used to aid identification of the treated timbers.
- Treatment does not significantly alter the dimensions or moisture content of the timber - ideal for stress graded material in accordance with BS 4978.
- Treatment approved by National House Building Council (NHBC) and major house builders.

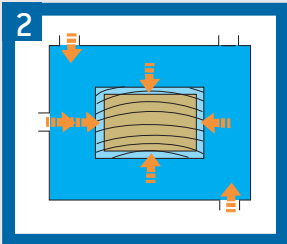


VAC-VAC *IS* BACK!

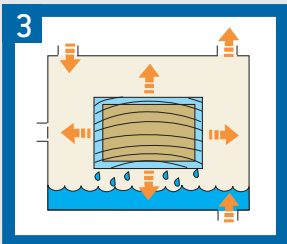
The Low Pressure Treatment Process



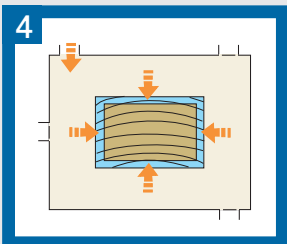
Vacuum created and timber cells are evacuated of air.



Vessel flooded under vacuum.
The vacuum release enables the VAC-VAC water based preservative to penetrate into the timber cells under atmospheric pressure, in order to achieve a target penetration for the specified Use Class.



A second vacuum is applied to evacuate the timber cells of excess preservative.
Timber surface is wet.



The venting of atmospheric pressure (second or 'double' vacuum) drives any surface preservative back into the timber cells.
Timber surface is drip dry.



USE CLASSES

The eventual end use of treated timber is classified into one of the main categories shown in the table below. These Use Classes, defined in EN 335-1, are based on the potential threat to the timber from decay or insect attack in its eventual application.

For instance, internal building timbers in Classes 1 & 2 will be under less threat than timbers used externally in ground contact - Use Class 4. VAC-VAC treated timber can be used with total confidence in Use Classes 1 and 2 and Use Class 3 Coated applications.

Use Class Summary - EN 335-1

1	Internal, dry eg. upper floor joists
2	Internal, risk of wetting eg. tile battens
3 COATED	Outdoors, coated, above ground eg. exterior cladding timbers
3 UNCOATED	Outdoors, uncoated, above ground eg. fence rails
4	Direct soil or fresh water contact eg. fence posts



Watch
the video

<https://www.youtube.com/watch?v=ELti5wYsa0g>

- VAC-VAC treated timber will have an expected service life of 30 or 60 years depending on its end use.
- VAC-VAC treated timber must only be used above damp proof course level and out of ground contact.
- When VAC-VAC treated timber is used in external building situations, it should be used in conjunction with a maintained and appropriate surface coating.
- Depending upon the expected in-service moisture content of the timber, different fixings are recommended. Pre and post-treatment gluing of VAC-VAC treated timber is possible using a wide range of glue types.
- Any timber surface exposed by cross cutting, drilling, notching or boring should be brushed with a suitable end-grain preservative to maintain the integrity of the treatment.
- For more detailed guidance on the use of VAC-VAC treated timber ask for a copy of the VAC-VAC Treated Timber User Guide - telephone 01977 714116 or visit www.lonzawoodprotection.com/eu



www.lonzawoodprotection.com/eu

